Armor-Tile™
Transit Systems



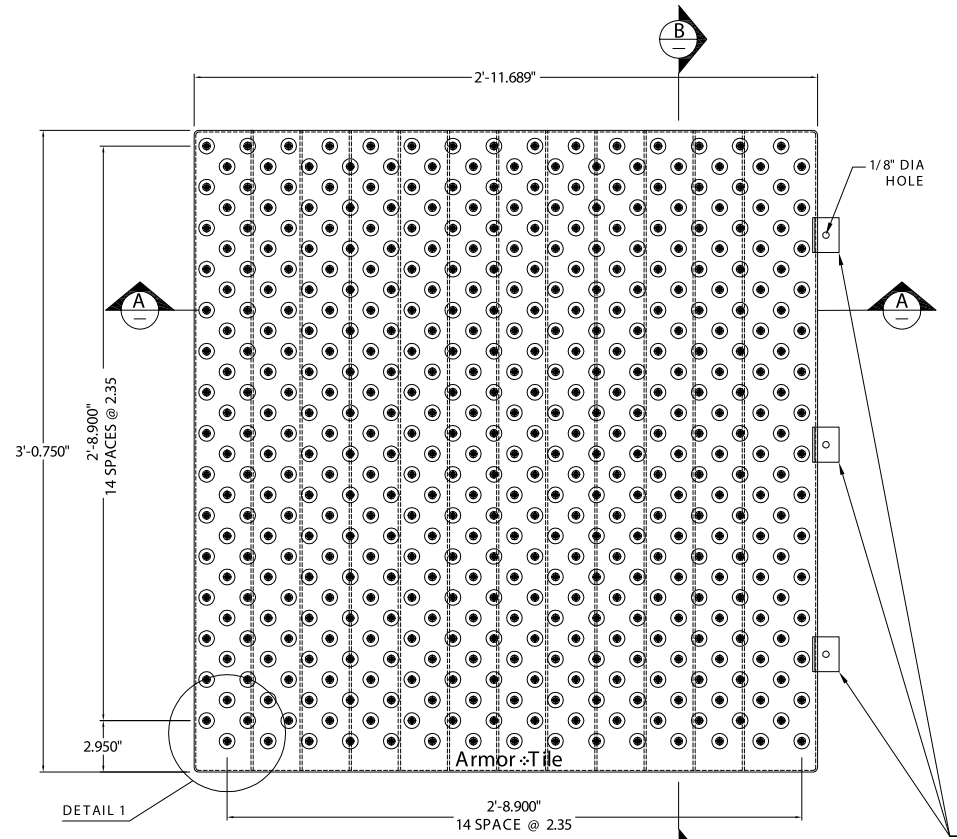

PLAN-TILE

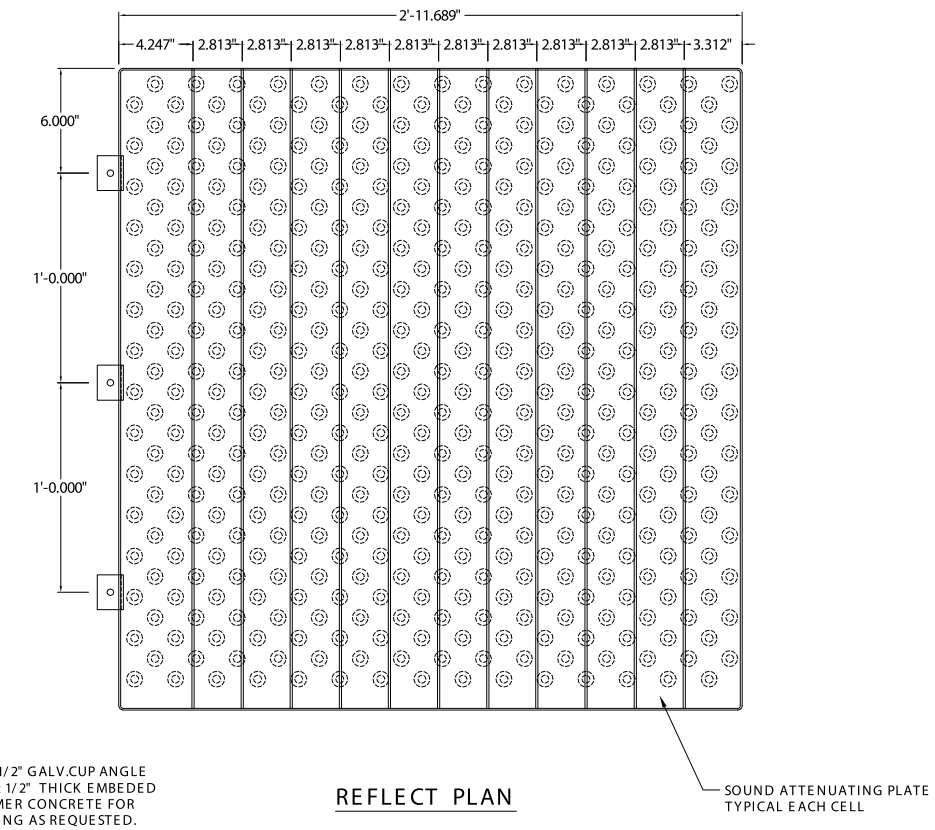

REFLECT PLAN

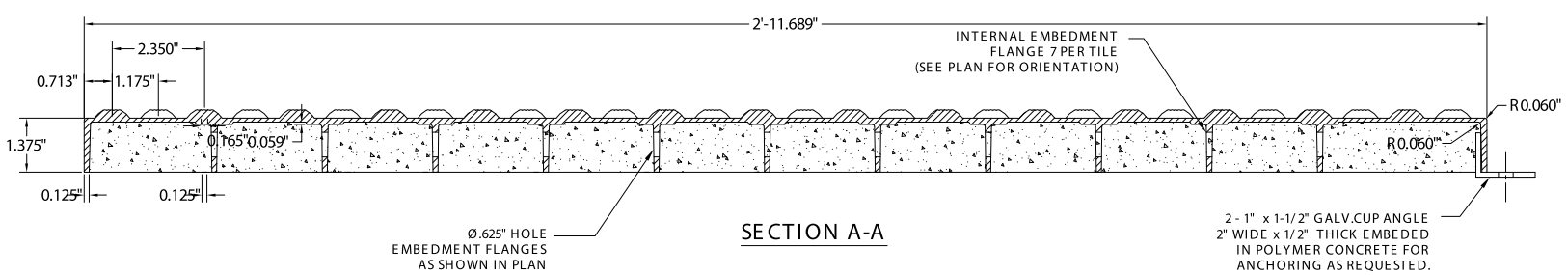

SECTION A-A

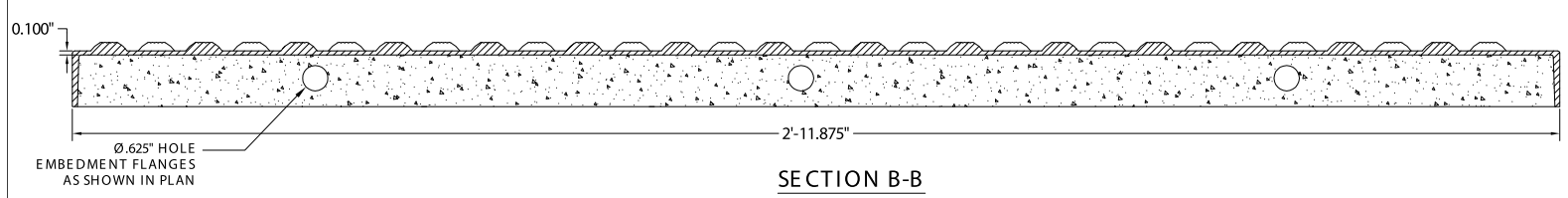

SECTION B-B

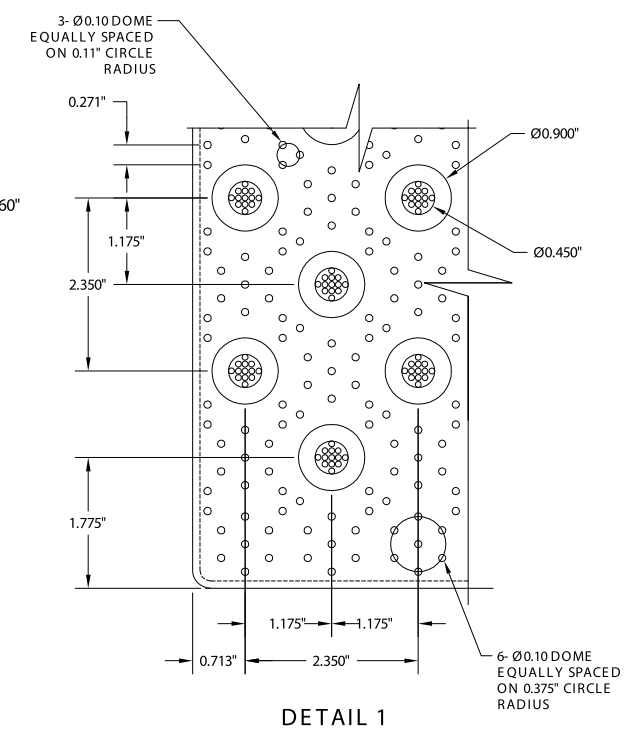

DETAIL 1

ENGINEERED PLASTICS

© 2007 ENGINEERED PLASTICS
CONFIDENTIAL AND PROPRIETARY DOCUMENT
ANY ONE OR MORE OF THE FOLLOWING
PATENTS MAY APPLY
U.S PATENT NO. 5,303,669 5,775,835
6,449,790 AND 6,895,622 B2
C.D.N. PATENT NO. 2,032,532 2,070,984
US PATENTS PENDING.
© KENNETH E. SZEKELY

MATERIAL LIST

ITEM	DESCRIPTION	PART NO.	QT'Y
1			1
2			1
3			
4			
5			

REFERENCE DRAWINGS

DWG. NO.	DESCRIPTION

No.	DATE	REVISION	APPR.

SCALE 0 3 6 9 12 15

DESIGNED BY	K.S	DATE	08/90
DRAWN BY	A.M	DATE	OCT, 2006
CHECKED BY	J.D	DATE	OCT,2006
PROJECT MANAGER			
TRADE DETECTABLE WARNING SURFACE		PART NO. SEE MATERIAL LIST	
MATERIAL	VITRIFIED POLYMER COMPOSITE		

SUBJECT
Armor-Tile™
Transit Systems
SOUND ATTENUATING TACTILE TILE
DETECTABLE WARNING
SURFACE SYSTEM

PROJECT
ADA–324
30"x 24" PAVER TILE
PLATFORM EDGE TACTILE TILE
PLAN AND DETAILS

DRAWING NO.	SHT. NO.	REV. NO.
ADA–324–CLIPS	1	0

Toll Free: 1-800-682-2525
Email: info@armortiletransit.com
www.armortiletransit.com